

- Compact 5 digit LED display
- Max. display accuracy 0,01 mm
- Actual value memory
- Panel mount housing
- Reading distance sensor/tape up to 2 mm
- RS485 interface
- 5V backup input
- Works with SM5 magnetic sensors



LD120

PARAMETERS

3 offset values, Preset value, mm/inch display, Relative/absolute measurement

ENVIRONMENTAL SPECIFICATIONS

Operating temperature range:	0°C to +50°C (+32°F to +122°F)
Storage temperature range:	-20°C to +80°C (-4°F to +176°F)
Protection:	IP60 front, IP40 back

MECHANICAL SPECIFICATIONS

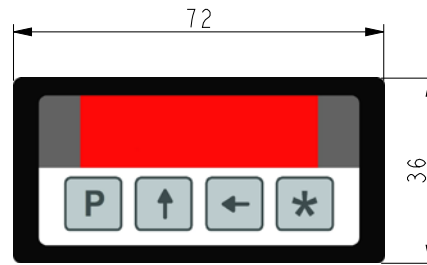
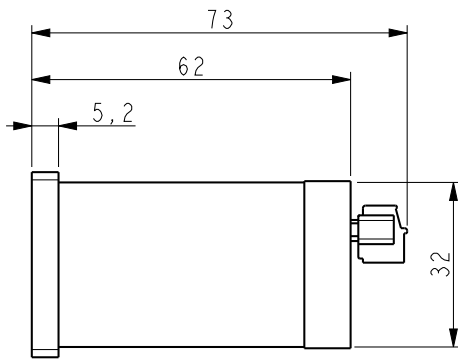
Display resolution:	max. 0,01 mm
System accuracy:	± 0,05 mm typ.
Repeat accuracy:	± 1 digit
Display range:	-99999 to 99999
Measurement speed:	max. 5 m/s
Magnetic sensor:	SM5 (connectable)
Reading distance sensor/tape:	0,1 - 2,0 mm
Dimensions:	see drawing
Cut out:	68 x 33 mm ²
Connections:	Terminal strip MiniDIN for sensor

ELECTRICAL SPECIFICATIONS

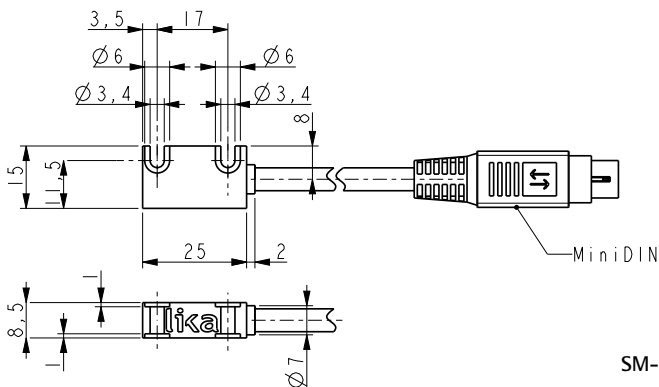
Power supply:	+10Vdc ÷ +30Vdc
Consumption:	800 mW, 100 mW backup mode
Interface:	RS485 (optional)

ACCESSORIES

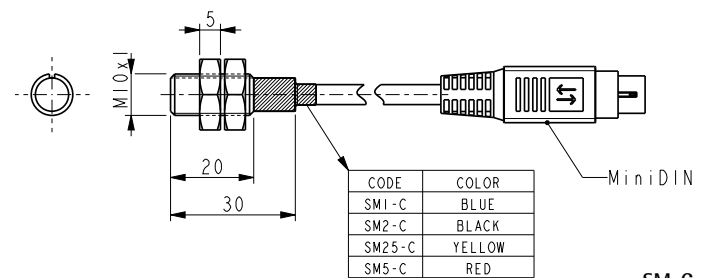
SM5:	Magnetic sensor
MT50:	Magnetic tape
PS1:	Protection profile



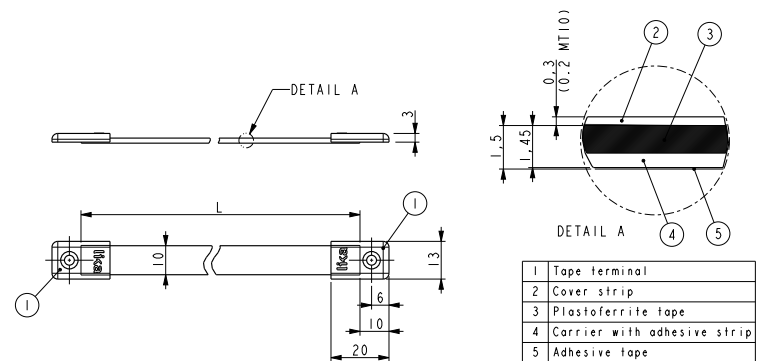
LD120



SM-R



SM-C



MT50

Order code - Display

LD120	-	XX ⓐ	-	XX ⓑ
-------	---	---------	---	---------

ⓐ INPUT M7 = magnetic sensor	ⓑ INTERFACE I4 = RS485
---------------------------------	---------------------------

Order code - Sensor

SM5	-	X ⓐ	XX ⓑ
-----	---	--------	---------

ⓐ SENSOR R = rectangular C = circular	ⓑ CABLE LENGTH 2 = cable 2 meters X = cable X meters (10 meters max.)
---	--

Order code - Tape

MT50	-	XX ⓐ	-	XXX ⓑ	-	X ⓒ
------	---	---------	---	----------	---	--------

ⓐ LENGTH 1 = 1,0 m 2 = 2,0 m 4 = 4,0 m 10 = 10,0 m 20 = 20,0 m 30 = 30,0 m	ⓑ ACCURACY CLASS 100 = ± 85 µm/m 50 = ± 35 µm/m (up to 30 m)	ⓒ COVER STRIP 1 = included
--	--	-------------------------------